Applicable cylinder

∗ Applicable to cylinder IC, PC, GC, RTH series

Reed switch
AL-21R

Specifications

Model	AL-21R	AL-21N	AL-21P
Switching logic	SPST Normally open	Solid state output, Normally open	
Sensor type	Reed switch	NPN current sinking	PNP current sourcing
Operating voltage	5~240 VDC/AC	5~30 VDC	
Switching current	100mA max.	200mA max.	
Contact rating	10W max.	6W max.	
Current consumption	None	20mA max. at 24V	
Voltage drop	3.5V max.	0.5V max.	
Leakage current	None	0.01mA max	
Indicator	Green LED	Red LED	Green LED
Cable	4 ϕ, 2C, Gray PVC	4 ϕ, 3C,Black PVC	
Sensitivity(note 1)	60 Gauss		
Max. Switching frequency	200Hz	1000Hz	
Temperature range	-10℃ ~ 70℃		
Shock (note 2)	30G	50G	
Vibration (note 3)	9G		
Enclosure classification	IEC529 IP67 (NEMA6)		
Protection circuit	None	Reverse Polarity, Short Circuit, Surge Suppression	
Sensor circuit diagram	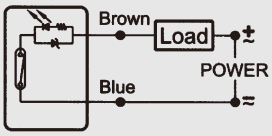	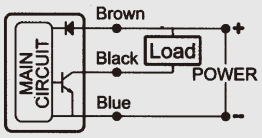	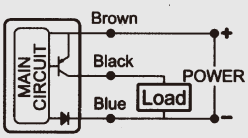

Dimensions

AL-21R

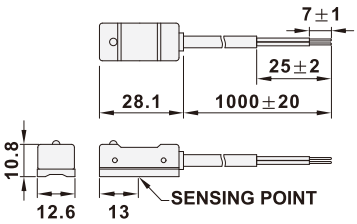

AL-21N, AL-21P

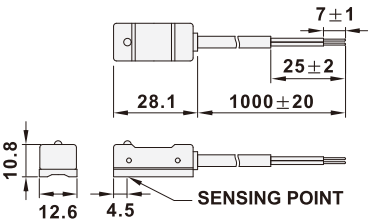

Mounting

Sensor band	Sensor bracket	Sensor bracket
For PC ISO6432 standard cylinders	For IC ISO6431 standard cylinders	For AIA tie-rod standard cylinders
ϕ 12~ ϕ 40	ϕ 32~ ϕ 100	ϕ 32~ ϕ 150

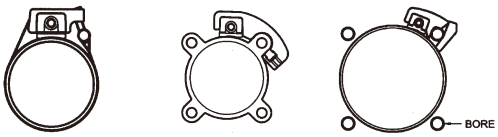

Note

1. Measure standard target: ϕ 15.5 x ϕ 8.5 x t5(Anisotropy Rubber Magnet)
2. Sin wave/X.Y.Z 3 Dimensions/3 times each direction/ 11mS Each time.
3. Double amplitude 1.5mm/10 Hz~55Hz~10Hz(Sweep 1min)/X.Y.Z 3 Dimensions/ 1 Hour Each time.