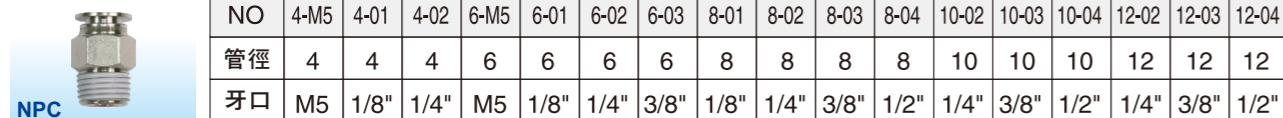


N 系列 快速接頭

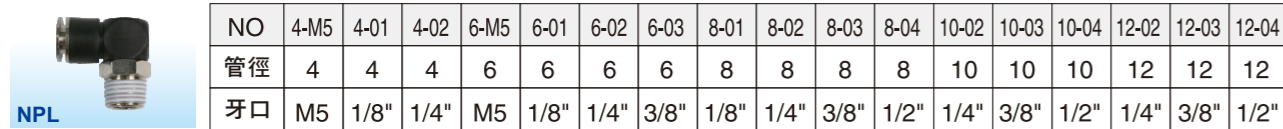
系列 Fitting

直接頭



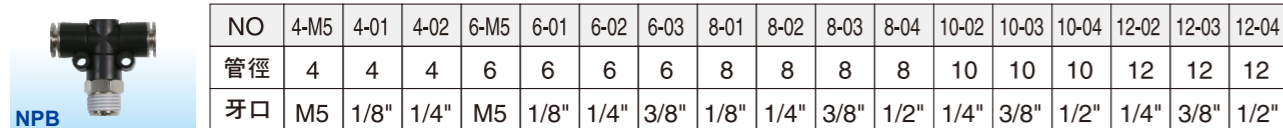
NO	4-M5	4-01	4-02	6-M5	6-01	6-02	6-03	8-01	8-02	8-03	8-04	10-02	10-03	10-04	12-02	12-03	12-04
管徑	4	4	4	6	6	6	6	8	8	8	8	10	10	10	12	12	12
牙口	M5	1/8"	1/4"	M5	1/8"	1/4"	3/8"	1/8"	1/4"	3/8"	1/2"	1/4"	3/8"	1/2"	1/4"	3/8"	1/2"

90° 彎接頭



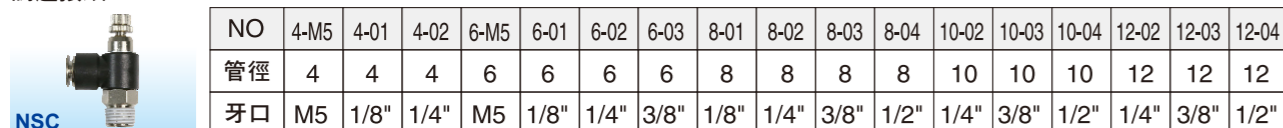
NO	4-M5	4-01	4-02	6-M5	6-01	6-02	6-03	8-01	8-02	8-03	8-04	10-02	10-03	10-04	12-02	12-03	12-04
管徑	4	4	4	6	6	6	6	8	8	8	8	10	10	10	12	12	12
牙口	M5	1/8"	1/4"	M5	1/8"	1/4"	3/8"	1/8"	1/4"	3/8"	1/2"	1/4"	3/8"	1/2"	1/4"	3/8"	1/2"

三通中牙接頭



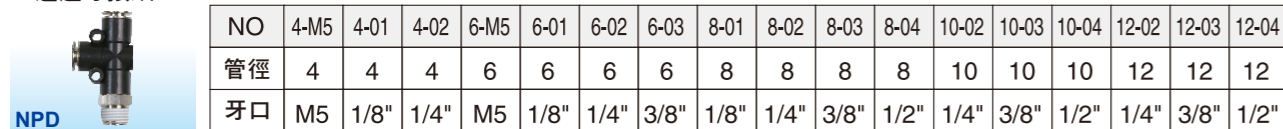
NO	4-M5	4-01	4-02	6-M5	6-01	6-02	6-03	8-01	8-02	8-03	8-04	10-02	10-03	10-04	12-02	12-03	12-04
管徑	4	4	4	6	6	6	6	8	8	8	8	10	10	10	12	12	12
牙口	M5	1/8"	1/4"	M5	1/8"	1/4"	3/8"	1/8"	1/4"	3/8"	1/2"	1/4"	3/8"	1/2"	1/4"	3/8"	1/2"

調速接頭



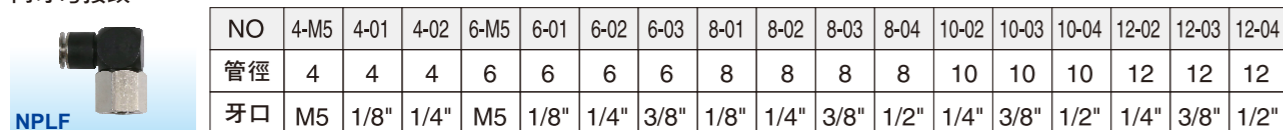
NO	4-M5	4-01	4-02	6-M5	6-01	6-02	6-03	8-01	8-02	8-03	8-04	10-02	10-03	10-04	12-02	12-03	12-04
管徑	4	4	4	6	6	6	6	8	8	8	8	10	10	10	12	12	12
牙口	M5	1/8"	1/4"	M5	1/8"	1/4"	3/8"	1/8"	1/4"	3/8"	1/2"	1/4"	3/8"	1/2"	1/4"	3/8"	1/2"

三通邊牙接頭



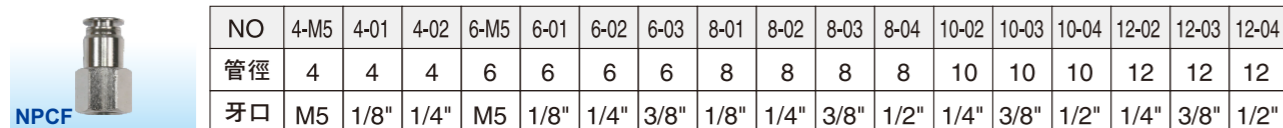
NO	4-M5	4-01	4-02	6-M5	6-01	6-02	6-03	8-01	8-02	8-03	8-04	10-02	10-03	10-04	12-02	12-03	12-04
管徑	4	4	4	6	6	6	6	8	8	8	8	10	10	10	12	12	12
牙口	M5	1/8"	1/4"	M5	1/8"	1/4"	3/8"	1/8"	1/4"	3/8"	1/2"	1/4"	3/8"	1/2"	1/4"	3/8"	1/2"

內牙彎接頭



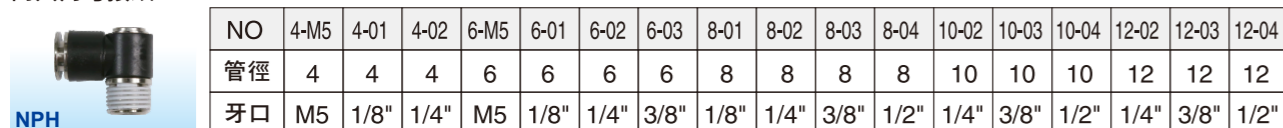
NO	4-M5	4-01	4-02	6-M5	6-01	6-02	6-03	8-01	8-02	8-03	8-04	10-02	10-03	10-04	12-02	12-03	12-04
管徑	4	4	4	6	6	6	6	8	8	8	8	10	10	10	12	12	12
牙口	M5	1/8"	1/4"	M5	1/8"	1/4"	3/8"	1/8"	1/4"	3/8"	1/2"	1/4"	3/8"	1/2"	1/4"	3/8"	1/2"

內牙直接頭



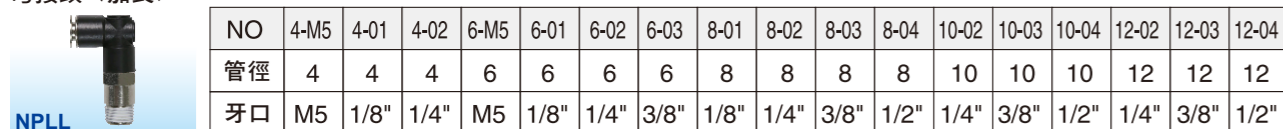
NO	4-M5	4-01	4-02	6-M5	6-01	6-02	6-03	8-01	8-02	8-03	8-04	10-02	10-03	10-04	12-02	12-03	12-04
管徑	4	4	4	6	6	6	6	8	8	8	8	10	10	10	12	12	12
牙口	M5	1/8"	1/4"	M5	1/8"	1/4"	3/8"	1/8"	1/4"	3/8"	1/2"	1/4"	3/8"	1/2"	1/4"	3/8"	1/2"

內六角彎接頭



NO	4-M5	4-01	4-02	6-M5	6-01	6-02	6-03	8-01	8-02	8-03	8-04	10-02	10-03	10-04	12-02	12-03	12-04
管徑	4	4	4	6	6	6	6	8	8	8	8	10	10	10	12	12	12
牙口	M5	1/8"	1/4"	M5	1/8"	1/4"	3/8"	1/8"	1/4"	3/8"	1/2"	1/4"	3/8"	1/2"	1/4"	3/8"	1/2"

彎接頭 (加長)



NO	4-M5	4-01	4-02	6-M5	6-01	6-02	6-03	8-01	8-02	8-03	8-04	10-02	10-03	10-04	12-02	12-03	12-04
管徑	4	4	4	6	6	6	6	8	8	8	8	10	10	10	12	12	12
牙口	M5	1/8"	1/4"	M5	1/8"	1/4"	3/8"	1/8"	1/4"	3/8"	1/2"	1/4"	3/8"	1/2"	1/4"	3/8"	1/2"

調速接頭-S型



NO	4-M5	4-01	4-02	6-M5	6-01	6-02	6-03	8-01	8-02	8-03	8-04	10-02	10-03	10-04	12-02	12-03	12-04
管徑	4	4	4	6	6	6	6	8	8	8	8	10	10	10	12	12	12
牙口	M5	1/8"	1/4"	M5	1/8"	1/4"	3/8"	1/8"	1/4"	3/8"	1/2"	1/4"	3/8"	1/2"	1/4"	3/8"	1/2"

內牙隔板接頭



NO	4-01	4-02	6-01	6-02	6-03	8-01	8-02	8-03	10-02	10-03	10-04	12-02	12-03	12-04			
管徑	4	4	6	6	6	8	8	8	10	10	10	12	12	12			
牙口	1/8"	1/4"	1/8"	1/4"	3/8"	1/8"	1/4"	3/8"	1/4"	3/8"	1/2"	1/4"	3/8"	1/2"			

Y型中牙異徑接頭 (可彎曲)-NPX



NO	4-M5	4-01	4-02	6-M5	6-01	6-02	6-03	8-01	8-02	8-03	8-04	10-02	10-03	10-04	12-02	12-03	12-04
管徑	4	4	4	6	6	6	6	8	8	8	8	10	10	10	12	12	12
牙口	M5	1/8"	1/4"	M5	1/8"	1/4"	3/8"	1/8"	1/4"	3/8"	1/2"	1/4"	3/8"	1/2"	1/4"	3/8"	1/2"

雙插彎接頭



NO	4	6	8	10	12
管徑	4	6	8	10	12

雙插直接頭



NO	4	6	8	10	12
管徑	4	6	8	10	12

三通接頭



NO	4	6	8	10	12
管徑	4	6	8	10	12

雙插隔板接頭



NO	4	6	8	10	12
管徑	4	6	8	10	12

Y型異徑接頭 (可彎曲)



NO	6-4	8-6	10-8	12-10
φD2	6	8	10	12
φD1	4	6	8	10

NO	4-M5	4-01	4-02	6-M5	6-01	6-02	6-03	8-01	8-02	8-03	8-04	10-02	10-03	10-04	12-02	12-03	12-04
管徑	4	4	4	6	6	6	6	8	8	8	8	10	10	10	12	12	12
牙口	M5	1/8"	1/4"	M5	1/8"	1/4"	3/8"	1/8"	1/4"	3/8"	1/2"	1/4"	3/8"	1/2"	1/4"	3/8"	1/2"

NO	4-01	4-02	6-01	6-02	6-03	8-01	8-02	8-03	10-02	10-03	10-04	12-02	12-03	12-04			
管徑	4	4	6	6	6	8	8	8	10	10	10	12	12	12			
牙口	1/8"	1/4"	1/8"	1/4"	3/8"	1/8"	1/4"	3/8"	1/4"	3/8"	1/2"	1/4"	3/8"	1/2"			

NO	4-M5	4-01	4-02	6-M5	6-01	6-02	6-03	8-01	8-02	8-03	8-04	10-02	10-03	10-04	12-02	12-03	12-04
管徑	4	4	4	6	6	6	6	8	8	8	8	10	10	10	12	12	12
牙口	M5	1/8"	1/4"	M5	1/8"	1/4"	3/8"	1/8"	1/4"	3/8"	1/2"	1/4"	3/8"	1/2"	1/4"	3/8"	1/2"

三通異徑接頭



NO	6-4	8-6	10-8	12-10
φD2	6	8	10	12
φD1	4	6	8	10

雙插異徑直接頭



NO	6-4	8-6	10-8	12-10
管徑	6	8	10	12
	4	6	8	10

Y型接頭 (可彎曲)



NO	4	6	8	10	12	
管徑	4	6	8	10	12	

U型接頭 (雙插)



NO	4	6	8	10	12	
管徑	4	6	8	10	12	

直接頭



NPPC

NO	4-M5	4-01	4-02	6-M5	6-01	6-02	6-03	8-01	8-02	8-03	8-04	10-02	10-03	10-04	12-02	12-03	12-04
管徑	4	4	4	6	6	6	6	8	8	8	8	10	10	10	12	12	12
牙口	M5	1/8"	1/4"	M5	1/8"	1/4"	3/8"	1/8"	1/4"	3/8"	1/2"	1/4"	3/8"	1/2"	1/4"	3/8"	1/2"

90° 彎接頭



NPLC

NO	4-M5	4-01	4-02	6-M5	6-01	6-02	6-03	8-01	8-02	8-03	8-04	10-02	10-03	10-04	12-02	12-03	12-04
管徑	4	4	4	6	6	6	6	8	8	8	8	10	10	10	12	12	12
牙口	M5	1/8"	1/4"	M5	1/8"	1/4"	3/8"	1/8"	1/4"	3/8"	1/2"	1/4"	3/8"	1/2"	1/4"	3/8"	1/2"

三通中牙接頭



NPBC

NO	4-M5	4-01	4-02	6-M5	6-01	6-02	6-03	8-01	8-02	8-03	8-04	10-02	10-03	10-04	12-02	12-03	12-04
管徑	4	4	4	6	6	6	6	8	8	8	8	10	10	10	12	12	12
牙口	M5	1/8"	1/4"	M5	1/8"	1/4"	3/8"	1/8"	1/4"	3/8"	1/2"	1/4"	3/8"	1/2"	1/4"	3/8"	1/2"

調速接頭



NSCC

NO	4-M5	4-01	4-02	6-M5	6-01	6-02	6-03	8-01	8-02	8-03	8-04	10-02	10-03	10-04	12-02	12-03	12-04
管徑	4	4	4	6	6	6	6	8	8	8	8	10	10	10	12	12	12
牙口	M5	1/8"	1/4"	M5	1/8"	1/4"	3/8"	1/8"	1/4"	3/8"	1/2"	1/4"	3/8"	1/2"	1/4"	3/8"	1/2"

三通邊牙接頭



NPDC

NO	6-01	6-02	6-03	8-01	8-02	8-03	8-04	10-02	10-03	10-04	12-02	12-03	12-04				
管徑	6	6	6	8	8	8	8	10	10	10	12	12	12				
牙口	1/8"	1/4"	3/8"	1/8"	1/4"	3/8"	1/2"	1/4"	3/8"	1/2"	1/4"	3/8"	1/2"				

內牙彎接頭



NPHC

NO	6-01	6-02	6-03	8-01	8-02	8-03	8-04	10-02	10-03	10-04	12-02	12-03	12-04				
管徑	6	6	6	8	8	8	8	10	10	10	12	12	12				
牙口	1/8"	1/4"	3/8"	1/8"	1/4"	3/8"	1/2"	1/4"	3/8"	1/2"	1/4"	3/8"	1/2"				

三通接頭



NPEC

NO	4	6	8	10	12
管徑	4	6	8	10	12

變徑接頭



NPGC

NO	6-4	8-6	10-8	12-10
管徑	6	8	10	12
	4	6	8	10

雙插彎接頭



NPVC

NO	4	6	8	10	12
管徑	4	6	8	10	12

雙插直接頭



NPUC

NO	4	6	8	10	12
管徑	4	6	8	10	12

內牙直接頭



NPMF

NO	4-01	4-02	6-01	6-02	6-03	8-01	8-02	8-03	10-02	10-03	10-04	12-02	12-03	12-04			
管徑	4	4	6	6	6	8	8	8	10	10	10	12	12	12			
牙口	1/8"	1/4"	1/8"	1/4"	3/8"	1/8"	1/4"	3/8"	1/4"	3/8"	1/2"	1/4"	3/8"	1/2"			

雙插隔板接頭



NPMU

NO	4	6	8	10	12
管徑	4	6	8	10	12

直接頭



S6PC

NO	4-M5	4-01	4-02	6-M5	6-01	6-02	6-03	8-01	8-02	8-03	8-04	10-02	10-03	10-04	12-02	12-03	12-04
管徑	4	4	4	6	6	6	6	8	8	8	8	10	10	10	12	12	12
牙口	M5	1/8"	1/4"	M5	1/8"	1/4"	3/8"	1/8"	1/4"	3/8"	1/2"	1/4"	3/8"	1/2"	1/4"	3/8"	1/2"

90° 彎接頭



S6PL

NO	4-M5	4-01	4-02	6-M5	6-01	6-02	6-03	8-01	8-02	8-03	8-04	10-02	10-03	10-04	12-02	12-03	12-04
管徑	4	4	4	6	6	6	6	8	8	8	8	10	10	10	12	12	12
牙口	M5	1/8"	1/4"	M5	1/8"	1/4"	3/8"	1/8"	1/4"	3/8"	1/2"	1/4"	3/8"	1/2"	1/4"	3/8"	1/2"

三通中牙接頭



S6PB

NO	4-M5	4-01	4-02	6-M5	6-01	6-02	6-03	8-01	8-02	8-03	8-04	10-02	10-03	10-04	12-02	12-03	12-04
管徑	4	4	4	6	6	6	6	8	8	8	8	10	10	10	12	12	12
牙口	M5	1/8"	1/4"	M5	1/8"	1/4"	3/8"	1/8"	1/4"	3/8"	1/2"	1/4"	3/8"	1/2"	1/4"	3/8"	1/2"

三通邊牙接頭



S6PD

NO	4-01	4-02	6-01	6-02	8-01	8-02	10-02	10-03	12-02	12-03	12-04						
管徑	4	4	6	6	8	8	10	10	12	12	12						
牙口	1/8"	1/4"	1/8"	1/4"	1/8"	1/4"	1/4"	3/8"	1/4"	3/8"	1/2"						

內牙直接頭



S6PCF

NO	4-01	4-02	6-01	6-02	6-03	8-01	8-02	8-03	10-02	10-03	10-04	12-02	12-03	12-04			
管徑	4	4	6	6	6	8	8	8	10	10	10	12	12	12			
牙口	1/8"	1/4"	1/8"	1/4"	3/8"	1/8"	1/4"	3/8"	1/4"	3/8"	1/2"	1/4"	3/8"	1/2"			

雙插直接頭



S6PU

NO	4	6	8	10	12
管徑	4	6	8	10	12

三通接頭



S6PE

NO	4	6	8	10	12
管徑	4	6	8	10	12