



### Specifications

#### Male straight




NO	4-M5	4-01	4-02	6-M5	6-01	6-02	6-03	8-01	8-02	8-03	8-04	10-02	10-03	10-04	12-02	12-03	12-04
size	4	4	4	6	6	6	6	8	8	8	8	10	10	10	12	12	12
	M5	1/8"	1/4"	M5	1/8"	1/4"	3/8"	1/8"	1/4"	3/8"	1/2"	1/4"	3/8"	1/2"	1/4"	3/8"	1/2"

#### Male elbow




NO	4-M5	4-01	4-02	6-M5	6-01	6-02	6-03	8-01	8-02	8-03	8-04	10-02	10-03	10-04	12-02	12-03	12-04
size	4	4	4	6	6	6	6	8	8	8	8	10	10	10	12	12	12
	M5	1/8"	1/4"	M5	1/8"	1/4"	3/8"	1/8"	1/4"	3/8"	1/2"	1/4"	3/8"	1/2"	1/4"	3/8"	1/2"

#### Male branch tee




NO	4-M5	4-01	4-02	6-M5	6-01	6-02	6-03	8-01	8-02	8-03	8-04	10-02	10-03	10-04	12-02	12-03	12-04
size	4	4	4	6	6	6	6	8	8	8	8	10	10	10	12	12	12
	M5	1/8"	1/4"	M5	1/8"	1/4"	3/8"	1/8"	1/4"	3/8"	1/2"	1/4"	3/8"	1/2"	1/4"	3/8"	1/2"

#### Speed controller




NO	4-M5	4-01	4-02	6-M5	6-01	6-02	6-03	8-01	8-02	8-03	8-04	10-02	10-03	10-04	12-02	12-03	12-04
size	4	4	4	6	6	6	6	8	8	8	8	10	10	10	12	12	12
	M5	1/8"	1/4"	M5	1/8"	1/4"	3/8"	1/8"	1/4"	3/8"	1/2"	1/4"	3/8"	1/2"	1/4"	3/8"	1/2"

#### Male run tee




NO	4-M5	4-01	4-02	6-M5	6-01	6-02	6-03	8-01	8-02	8-03	8-04	10-02	10-03	10-04	12-02	12-03	12-04
size	4	4	4	6	6	6	6	8	8	8	8	10	10	10	12	12	12
	M5	1/8"	1/4"	M5	1/8"	1/4"	3/8"	1/8"	1/4"	3/8"	1/2"	1/4"	3/8"	1/2"	1/4"	3/8"	1/2"

#### Female elbow




NO	4-M5	4-01	4-02	6-M5	6-01	6-02	6-03	8-01	8-02	8-03	8-04	10-02	10-03	10-04	12-02	12-03	12-04
size	4	4	4	6	6	6	6	8	8	8	8	10	10	10	12	12	12
	M5	1/8"	1/4"	M5	1/8"	1/4"	3/8"	1/8"	1/4"	3/8"	1/2"	1/4"	3/8"	1/2"	1/4"	3/8"	1/2"

#### Female straight




NO	4-M5	4-01	4-02	6-M5	6-01	6-02	6-03	8-01	8-02	8-03	8-04	10-02	10-03	10-04	12-02	12-03	12-04
size	4	4	4	6	6	6	6	8	8	8	8	10	10	10	12	12	12
	M5	1/8"	1/4"	M5	1/8"	1/4"	3/8"	1/8"	1/4"	3/8"	1/2"	1/4"	3/8"	1/2"	1/4"	3/8"	1/2"

#### Single universal elbow



NO	4-M5	4-01	4-02	6-M5	6-01	6-02	6-03	8-01	8-02	8-03	8-04	10-02	10-03	10-04	12-02	12-03	12-04
size	4	4	4	6	6	6	6	8	8	8	8	10	10	10	12	12	12
	M5	1/8"	1/4"	M5	1/8"	1/4"	3/8"	1/8"	1/4"	3/8"	1/2"	1/4"	3/8"	1/2"	1/4"	3/8"	1/2"


#### Extended stud elbow



NO	4-M5	4-01	4-02	6-M5	6-01	6-02	6-03	8-01	8-02	8-03	8-04	10-02	10-03	10-04	12-02	12-03	12-04
size	4	4	4	6	6	6	6	8	8	8	8	10	10	10	12	12	12
	M5	1/8"	1/4"	M5	1/8"	1/4"	3/8"	1/8"	1/4"	3/8"	1/2"	1/4"	3/8"	1/2"	1/4"	3/8"	1/2"


### Specifications

#### S type speed controller




NO	4-M5	4-01	4-02	6-M5	6-01	6-02	6-03	8-01	8-02	8-03	8-04	10-02	10-03	10-04	12-02	12-03	12-04
size	4	4	4	6	6	6	6	8	8	8	8	10	10	10	12	12	12
	M5	1/8"	1/4"	M5	1/8"	1/4"	3/8"	1/8"	1/4"	3/8"	1/2"	1/4"	3/8"	1/2"	1/4"	3/8"	1/2"

#### Bulkhead female union




NO	4-01	4-02	6-01	6-02	6-03	8-01	8-02	8-03	10-02	10-03	10-04	12-02	12-03	12-04			
size	4	4	6	6	6	8	8	8	10	10	10	12	12	12			
	1/8"	1/4"	1/8"	1/4"	3/8"	1/8"	1/4"	3/8"	1/4"	3/8"	1/2"	1/4"	3/8"	1/2"			

#### Male equal Y (Swivel type)




NO	4-M5	4-01	4-02	6-M5	6-01	6-02	6-03	8-01	8-02	8-03	8-04	10-02	10-03	10-04	12-02	12-03	12-04
size	4	4	4	6	6	6	6	8	8	8	8	10	10	10	12	12	12
	M5	1/8"	1/4"	M5	1/8"	1/4"	3/8"	1/8"	1/4"	3/8"	1/2"	1/4"	3/8"	1/2"	1/4"	3/8"	1/2"

#### Standpipe




NO	6-4	8-4	8-6	10-6	10-8	12-6	12-8	12-10									
size	6	8	8	10	10	12	12	12									
	4	4	6	6	8	6	8	10									

#### Union elbow




NO	4	6	8	10	12
size	4	6	8	10	12

#### Union straight




NO	4	6	8	10	12
size	4	6	8	10	12

#### Union tee




NO	4	6	8	10	12
size	4	6	8	10	12

#### Bulkhead union




NO	4	6	8	10	12
size	4	6	8	10	12

#### Unequal Y (Swivel type)




NO	6-4	8-6	10-8	12-10
φ D2	6	8	10	12
φ D1	4	6	8	10

#### Unequal tee




NO	6-4	8-6	10-8	12-10
φ D2	6	8	10	12
φ D1	4	6	8	10

#### Unequal straight




NO	6-4	8-6	10-8	12-10
size	6	8	10	12
	4	6	8	10

#### Union Y (Swivel type)



NO	4	6	8	10	12
size	4	6	8	10	12

#### U type speed controller



NO	4	6	8	10	12
size	4	6	8	10	12

### Specifications

Model	N series
Fluid	Air
Seal material	NBR
Working pressure	0~9 kgf/cm <sup>2</sup>
Working temperature	0°C ~ 60°C

### Specifications

#### Male straight



NPC

NO	4-M5	4-01	4-02	6-M5	6-01	6-02	6-03	8-01	8-02	8-03	8-04	10-02	10-03	10-04	12-02	12-03	12-04
size	4	4	4	6	6	6	6	8	8	8	8	10	10	10	12	12	12
	M5	1/8"	1/4"	M5	1/8"	1/4"	3/8"	1/8"	1/4"	3/8"	1/2"	1/4"	3/8"	1/2"	1/4"	3/8"	1/2"

#### Male elbow



NPLC

NO	4-M5	4-01	4-02	6-M5	6-01	6-02	6-03	8-01	8-02	8-03	8-04	10-02	10-03	10-04	12-02	12-03	12-04
size	4	4	4	6	6	6	6	8	8	8	8	10	10	10	12	12	12
	M5	1/8"	1/4"	M5	1/8"	1/4"	3/8"	1/8"	1/4"	3/8"	1/2"	1/4"	3/8"	1/2"	1/4"	3/8"	1/2"

#### Male branch tee



NPBC

NO	4-M5	4-01	4-02	6-M5	6-01	6-02	6-03	8-01	8-02	8-03	8-04	10-02	10-03	10-04	12-02	12-03	12-04
size	4	4	4	6	6	6	6	8	8	8	8	10	10	10	12	12	12
	M5	1/8"	1/4"	M5	1/8"	1/4"	3/8"	1/8"	1/4"	3/8"	1/2"	1/4"	3/8"	1/2"	1/4"	3/8"	1/2"

#### Speed controller



NSSC

NO	4-M5	4-01	4-02	6-M5	6-01	6-02	6-03	8-01	8-02	8-03	8-04	10-02	10-03	10-04	12-02	12-03	12-04
size	4	4	4	6	6	6	6	8	8	8	8	10	10	10	12	12	12
	M5	1/8"	1/4"	M5	1/8"	1/4"	3/8"	1/8"	1/4"	3/8"	1/2"	1/4"	3/8"	1/2"	1/4"	3/8"	1/2"

#### Male run tee



NPDC

NO	6-01	6-02	6-03	8-01	8-02	8-03	8-04	10-02	10-03	10-04	12-02	12-03	12-04				
size	6	6	6	8	8	8	8	10	10	10	12	12	12				
	1/8"	1/4"	3/8"	1/8"	1/4"	3/8"	1/2"	1/4"	3/8"	1/2"	1/4"	3/8"	1/2"				

#### Single universal elbow



NPHC

NO	6-01	6-02	6-03	8-01	8-02	8-03	8-04	10-02	10-03	10-04	12-02	12-03	12-04				
size	6	6	6	8	8	8	8	10	10	10	12	12	12				
	1/8"	1/4"	3/8"	1/8"	1/4"	3/8"	1/2"	1/4"	3/8"	1/2"	1/4"	3/8"	1/2"				


#### Union tee



NPEC

NO	4	6	8	10	12
size	4	6	8	10	12

#### Union elbow



NPVC

NO	4	6	8	10	12
size	4	6	8	10	12

#### Unequal straight



NPGC

NO	6-4	8-6	10-8	12-10
size	6	8	10	12
	4	6	8	10

#### Union straight



NPUC

NO	4	6	8	10	12
size	4	6	8	10	12

### Specifications

#### Male straight



S6PC

NO	4-M5	4-01	4-02	6-M5	6-01	6-02	6-03	8-01	8-02	8-03	8-04	10-02	10-03	10-04	12-02	12-03	12-04
size	4	4	4	6	6	6	6	8	8	8	8	10	10	10	12	12	12
	M5	1/8"	1/4"	M5	1/8"	1/4"	3/8"	1/8"	1/4"	3/8"	1/2"	1/4"	3/8"	1/2"	1/4"	3/8"	1/2"

#### Male elbow



S6PL

NO	4-M5	4-01	4-02	6-M5	6-01	6-02	6-03	8-01	8-02	8-03	8-04	10-02	10-03	10-04	12-02	12-03	12-04
size	4	4	4	6	6	6	6	8	8	8	8	10	10	10	12	12	12
	M5	1/8"	1/4"	M5	1/8"	1/4"	3/8"	1/8"	1/4"	3/8"	1/2"	1/4"	3/8"	1/2"	1/4"	3/8"	1/2"

#### Male branch tee



S6PB

NO	4-M5	4-01	4-02	6-M5	6-01	6-02	6-03	8-01	8-02	8-03	8-04	10-02	10-03	10-04	12-02	12-03	12-04
size	4	4	4	6	6	6	6	8	8	8	8	10	10	10	12	12	12
	M5	1/8"	1/4"	M5	1/8"	1/4"	3/8"	1/8"	1/4"	3/8"	1/2"	1/4"	3/8"	1/2"	1/4"	3/8"	1/2"

#### Male run tee



S6PD

NO	4-01	4-02	6-01	6-02	8-01	8-02	10-02	10-03	12-02	12-03	12-04						
size	4	4	6	6	8	8	10	10	12	12	12						
	1/8"	1/4"	1/8"	1/4"	1/8"	1/4"	1/4"	3/8"	1/4"	3/8"	1/2"						

#### Bulkhead female union



S6CM

NO	4-01	4-02	6-01	6-02	6-03	8-01	8-02	8-03	10-02	10-03	10-04	12-02	12-03	12-04			
size	4	4	6	6	6	8	8	8	10	10	10	12	12	12			
	1/8"	1/4"	1/8"	1/4"	3/8"	1/8"	1/4"	3/8"	1/4"	3/8"	1/2"	1/4"	3/8"	1/2"			

#### Female straight



S6PCF

NO	4-01	4-02	6-01	6-02	6-03	8-01	8-02	8-03	10-02	10-03	10-04	12-02	12-03	12-04			
size	4	4	6	6	6	8	8	8	10	10	10	12	12	12			
	1/8"	1/4"	1/8"	1/4"	3/8"	1/8"	1/4"	3/8"	1/4"	3/8"	1/2"	1/4"	3/8"	1/2"			

#### Union straight



S6PU

NO	4	6	8	10	12
size	4	6	8	10	12

#### Bulkhead union



S6PM

NO	4	6	8	10	12
size	4	6	8	10	12

#### Union tee



S6PE

NO	4	6	8	10	12
size	4	6	8	10	12

### Specifications

Model	S6 series
Fluid	Air
Seal material	FKM
Working pressure	0~9 kgf/cm <sup>2</sup>
Working temperature	-15°C ~ 180°C

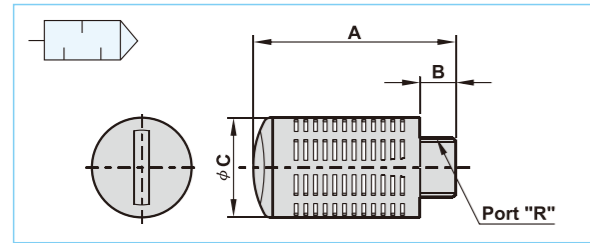
Accessories  
Coil  
Coil  
Connector  
Ex-Proof Coil  
Fitting  
Slice Coil  
PU/NU Tube  
DA  
Customized Column



### How to order

<b>EN</b>	<b>-</b>	<b>01</b>
<b>Silencer-plastic type</b>		<b>Port size</b>
<b>01</b> : 1/8"	<b>04</b> : 1/2"	
<b>02</b> : 1/4"	<b>06</b> : 3/4"	
<b>03</b> : 3/8"	<b>08</b> : 1"	

### Dimensions



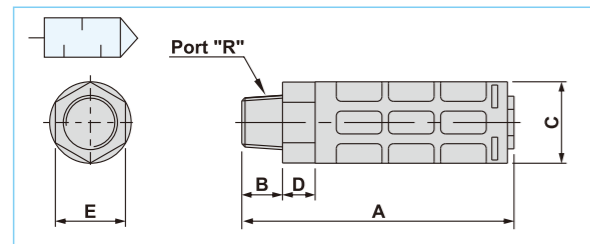
Model	R	A	B	C
EN-01	PT 1/8"	33	6	16
EN-02	PT 1/4"	42.2	8	20
EN-03	PT 3/8"	56.8	10	24
EN-04	PT 1/2"	56.8	10	24
EN-06	PT 3/4"	85	14	34
EN-08	PT 1"	100	19	41



### How to order

<b>ENB</b>	<b>-</b>	<b>01</b>
<b>Silencer-plastic type</b>		<b>Port size</b>
<b>01</b> : 1/8"	<b>03</b> : 3/8"	
<b>02</b> : 1/4"	<b>04</b> : 1/2"	

### Dimensions



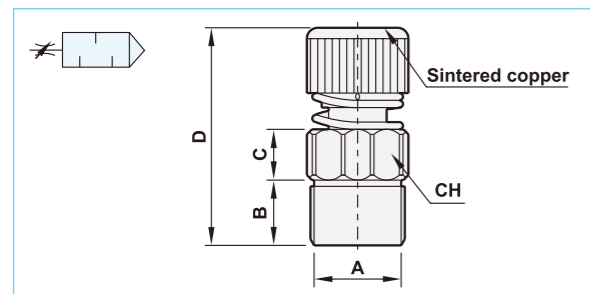
Model	R	A	B	C	D	E
ENB-01	PT 1/8"	41	8	φ16	7	14
ENB-02	PT 1/4"	65	10	φ21	10	20
ENB-03	PT 3/8"	83.5	12.5	φ25	10	22
ENB-04	PT 1/2"	94	14	φ30	10	26



### How to order

<b>EV</b>	<b>-</b>	<b>01</b>	<b>N</b>
<b>Silencer-vibration type</b>		<b>Port size</b>	<b>Thread</b>
<b>01</b> : 1/8"	<b>03</b> : 3/8"	<b>Blank</b> : PT	
<b>02</b> : 1/4"	<b>04</b> : 1/2"	<b>N</b> : NPT	

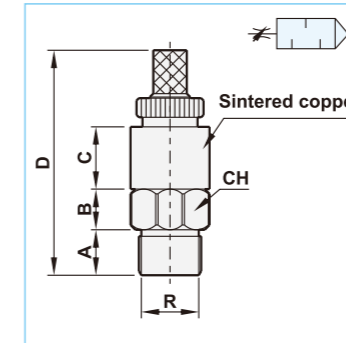
### Dimensions



Model	A	B	C	D	CH
EV-01	PT 1/8"	6	7	33	12
EV-02	PT 1/4"	9	7	35	16
EV-03	PT 3/8"	10	10	40	18
EV-04	PT 1/2"	10	10	42	24



### Dimensions

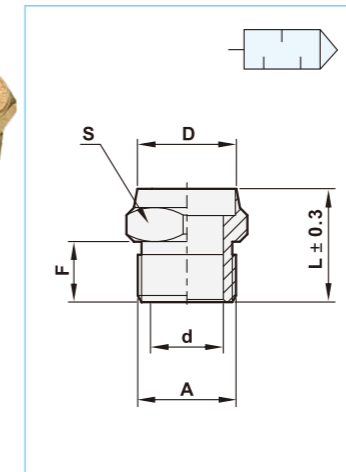


### How to order

<b>ES</b>	<b>-</b>	<b>01</b>	<b>N</b>
<b>Silencer-exhaust speed control type</b>		<b>Port size</b>	<b>Thread</b>
<b>01</b> : 1/8"	<b>03</b> : 3/8"	<b>Blank</b> : PT	
<b>02</b> : 1/4"	<b>04</b> : 1/2"	<b>N</b> : NPT	

Model	R	B	C	D	E	CH
ES-01	PT 1/8"	6	7	23	36	12
ES-02	PT 1/4"	9	7	28	43	14
ES-03	PT 3/8"	10	10	35	46.5	18
ES-04	PT 1/2"	11	5	20	56.5	22

### Dimensions



### How to order

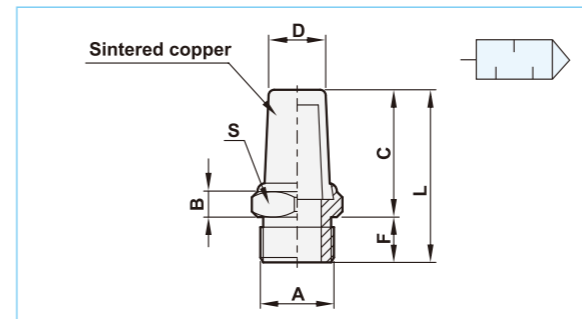
<b>EP</b>	<b>-</b>	<b>01</b>	<b>N</b>
<b>Silencer-breather vents type</b>		<b>Port size</b>	<b>Thread</b>
<b>M5</b> : M5	<b>04</b> : 1/2"	<b>Blank</b> : PT	
<b>01</b> : 1/8"	<b>06</b> : 3/4"	<b>N</b> : NPT	
<b>02</b> : 1/4"	<b>08</b> : 1"		
<b>03</b> : 3/8"			

Model	A	D	d	L	F	S
EP-M5	M5	7.5	2.5	10	5	8
EP-01	PT 1/8"	11.4	6.5	11.3	6.4	12
EP-02	PT 1/4"	14.8	9	14.1	8.2	15
EP-03	PT 3/8"	18	12	15.8	9	19
EP-04	PT 1/2"	21	15	18.8	10.5	22
EP-06	PT 3/4"	26	20	20.8	12	27
EP-08	PT 1"	34.2	26	24.8	14.5	36

### How to order

<b>EC</b>	<b>-</b>	<b>01</b>	<b>N</b>
<b>Silencer-muffler type</b>		<b>Port size</b>	<b>Thread</b>
<b>M5</b> : M5	<b>04</b> : 1/2"	<b>Blank</b> : PT	
<b>01</b> : 1/8"	<b>06</b> : 3/4"	<b>N</b> : NPT	
<b>02</b> : 1/4"	<b>08</b> : 1"		
<b>03</b> : 3/8"			

### Dimensions



Model	A	B	C	D	F	L	S
EC-M5	M5	3	12	4	5	20	8
EC-01	PT 1/8"	4	14	7	6	24	12
EC-02	PT 1/4"	4	18	10	8	30	16
EC-03	PT 3/8"	5	21	11	9	35	18
EC-04	PT 1/2"	6	28	15	10	44	24
EC-06	PT 3/4"	8	32	20	10	50	30
EC-08	PT 1"	8	43	25	12	63	36